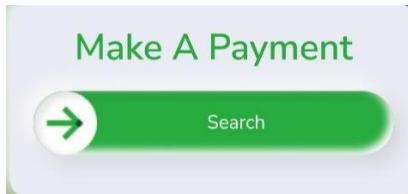


VILLAGE OF ALBANY ALLPAID ONLINE PAYMENT INSTRUCTIONS:

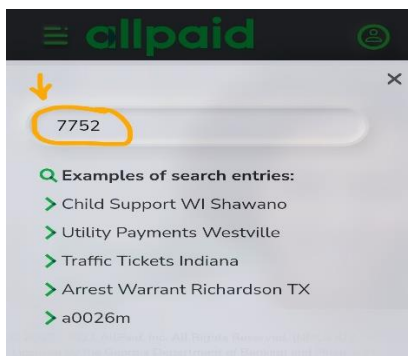
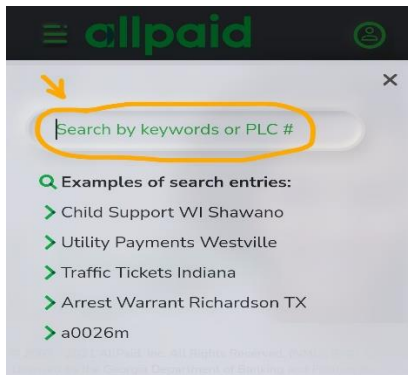
STEP 1: Go to www.allpaid.com



STEP 2: click on *Search*



STEP 3: Enter PLC #in the *Search* Bar



PLC NUMBERS:

7752 – WATER/SEWER PAYMENTS

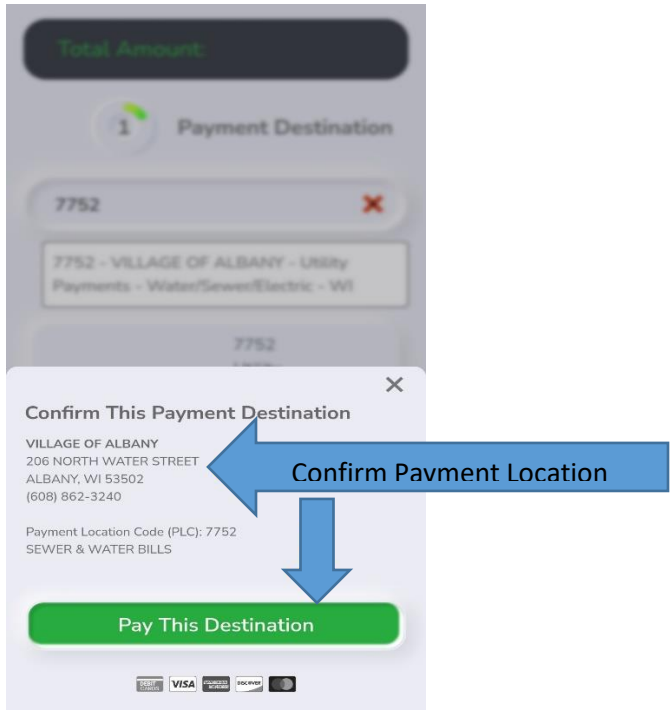
7753 – FINE/FORFEITURE PAYMENTS

7754 – MISCELLANEOUS PAYMENTS

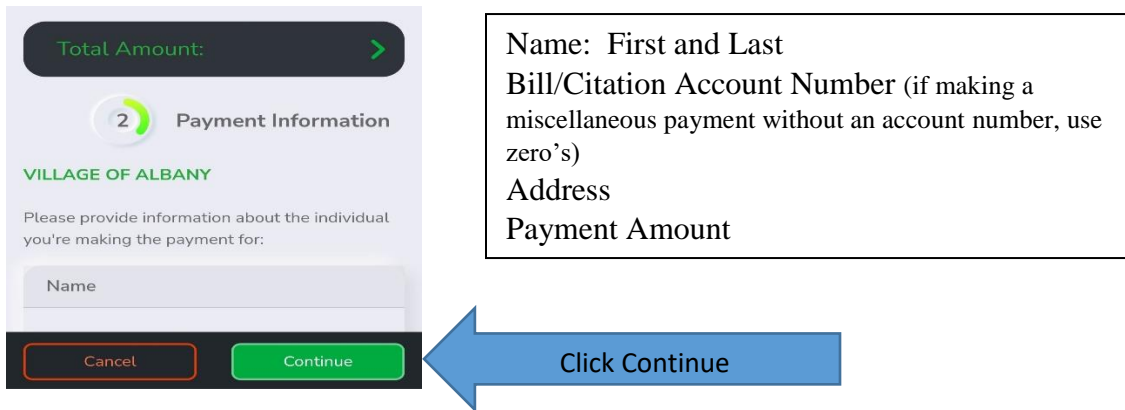
STEP 4: Hit *Enter* or click *Search*

VILLAGE OF ALBANY ALLPAID ONLINE PAYMENT INSTRUCTIONS:

STEP 5: Confirm Village of Albany, Albany Wisconsin / PLC # and then click *Pay This Destination*



STEP 6: Enter Payment Information



VILLAGE OF ALBANY *ALLPAID* ONLINE PAYMENT INSTRUCTIONS:

STEP 7: Enter Billing Information

Total Amount: \$150.00 >

< 3 Billing Information

Billing Information

Process as Debit

First Name*

Middle

Last Name*

Street Address*

Non-Refundable Service Fee ^

Cancel Continue

Click if processing as Debit Card

Click Continue

Name: First and Last
Address
Phone Number
Email (a receipt will be emailed to you)
Card Information

STEP 8: Finalize and Submit Payment